

C O O L



# QUICK READY READING PROGRAM

---

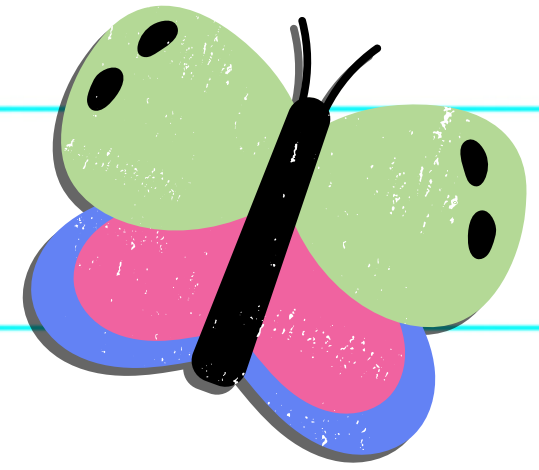

by Ms. Williams

---



---



*Dream*



**WELCOME BACK TO  
SCHOOL: AGAIN!  
READING ESSENTIALS**



# MISSION



**BELIEVES THAT ALL SHOULD BE GIFTED WITH THE ABILITY TO READ, COMPREHEND, AND WRITE.**




**NO CHILD OR PERSON SHOULD BE LEFT BEHIND WITHOUT ACCESS TO LIFE'S MANY BENEFITS TO SUCCEED TO THEIR POTENTIAL.**



**AMERICA NEEDS TO MAINTAIN AND EXCEL IN PROMOTING HIGH LEVELS OF LITERACY AMONG ALL ITS CITIZENS WHILE SUPPORTING UNIVERSAL LITERACY.**

# WHO BENEFITS FROM THE PROGRAM?



[Blank white rounded rectangle with a blue polka-dot sticker on top]

**PRE-SCHOOLERS**

[Blank white rounded rectangle with a teal polka-dot sticker on top]

[Blank white rounded rectangle with a green plaid sticker on top]

[Blank white rounded rectangle with a blue polka-dot sticker on top]

[Blank white rounded rectangle with a green plaid sticker on top]

[Blank white rounded rectangle with a blue polka-dot sticker on top]


[Blank white rounded rectangle with a pink and white striped sticker on top]

[Blank white rounded rectangle with a teal polka-dot sticker on top]

[Blank white rounded rectangle with a pink and white striped sticker on top]



# ABOUT ME




**S** **U** **P** **E** **R**

**my experience**



**successes**

**educational program**


**program creation**





# PROGRAM EFFECTIVENESS




- **Fast to learn**
- **Systematic (mechanics of letter formation for manuscript, and cursive writing, spelling rules, phonemic awareness, etc.)**
- **Designed to address reading weaknesses**
- **Uses multiple modalities for learning (kinesthetics, visual and auditory)**
- **Yields excellent results**
- **Designed to benefit individuals who are dyslexic**



# PROGRAM PARTS






- a. Authors of system**
- b. System that works**
- c. Introduction to phonograms**
- d. Dictation**
- e. Letter formation and why.**
- f. Rules for spelling**
- g. Words and syllables**
- h. Reading Comprehension**
- i. Rules of grammar**











# PROGRAM STRUCTURE

**1** Weekly video lessons

**2** Daily at home practice

**3** Unlimited video access

**4** 100% accuracy goal



# MINI LESSONS





**CUMULATIVE**



**REVIEW UNTIL  
MASTERY**



**S U P E R**



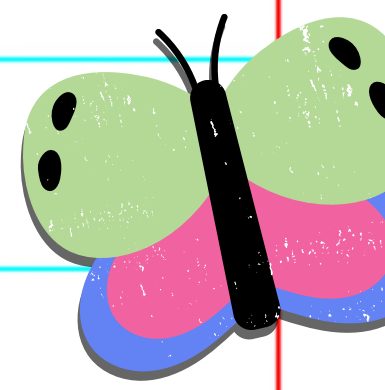


# REQUIRED TOOLS

**1** **BLOCKS**

**2** **PHONOGRAM CARDS**

**3** **WRITING PAPER**

**4** **PENCILS**



# FEE BASED PROGRAM

**1** Pre and post test

**2** Phonogram cards

**3** Blocks and felts

**4** 45-minute sessions

**5** Teacher feedback



**6** Student earned incentives promoting success

**7** Unlimited video access

**Thank you!**

Do you have any questions  
for me before we go?

*Dream*














**Next pages will be deleted**





# Teacher Resources Page

Use these icons and illustrations in  
your Canva Presentation.  
Happy designing!

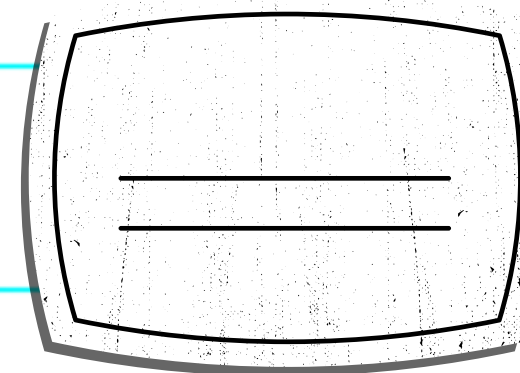
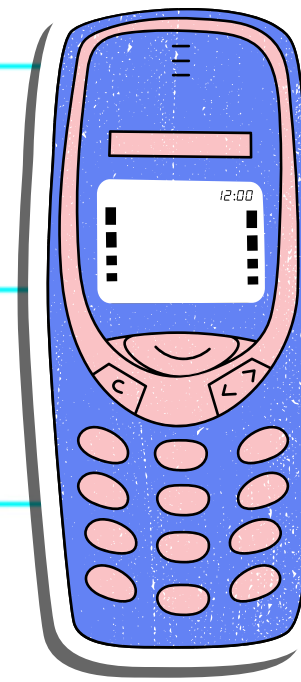




# Teacher Resources Page


Use these icons and illustrations in  
your Canva Presentation.  
Happy designing!



*Dream*





COOL



SUPER

# Teacher Resources Page

Use these icons and illustrations in  
your Canva Presentation.  
Happy designing!



# Teacher Resources Page

Find the magic and fun in presenting with Canva Presentations.

Press the following keys while on Present mode!

 **B** FOR BLUR

 **D** FOR A DRUMROLL

 **C** FOR CONFETTI

 **O** FOR BUBBLES

 **Q** FOR QUIET

 **X** TO CLOSE

 **#** ANY NUMBER FROM 0-9 FOR A TIMER